

Waveguide Adapters

2.6-40 GHz

Miniature Waveguide to Coaxial End Launch Adapters SMA and 2.92 mm Types

- Low VSWR
- Higher Power Handling Capability
- Lightweight
- Precision Coaxial Connectors
Either SMA or 2.92 mm



Specifications

Waveguide to SMA (F), 2.6 to 22 GHz, End Launch

FREQUENCY RANGE (GHz)	MODEL	WAVEGUIDE SIZE	FLANGE TYPE	FLANGE EQUIVALENT	VSWR (max.)	CW POWER (W)	PEAK POWER (kW)	WEIGHT (max.)	
								lb.	kg.
2.60 - 3.95	4618E	WR284	Cover	UG-584/U	1.25	100	3	1.00	0.45
3.30 - 4.90	4619E	WR229	CPRF	UG-1727/U	1.25	100	3	0.42	0.19
3.95 - 5.85	4620E	WR187	Cover	UG-407/U	1.25	100	3	0.53	0.24
4.90 - 7.05	4621E	WR159	CPRF	UG-1731/U	1.25	100	3	0.40	0.18
5.85 - 8.20	4622E	WR137	CPRF	UG-441/U	1.25	100	3	0.35	0.16
7.05 - 10.0	4623E	WR112	Cover	UG-138/U	1.25	100	3	0.24	0.11
7.00 - 11.0	4624E	WR102	Cover	MIL-F-3922/70-014	1.25	100	3	0.21	0.10
8.20 - 12.4	4625E	WR90	Cover	UG-135/U	1.25	100	3	0.17	0.08
10.0 - 15.0	4626E	WR75	Cover	MIL-F-3922/70-017	1.25	100	3	0.12	0.05
12.4 - 18.0	4627E	WR62	Cover	UG-1665/U	1.25	100	3	0.10	0.05
15.0 - 22.0	4628E	WR51	Cover	MIL-F-3922/70-023	1.25	100	3	0.07	0.03

Waveguide to 2.92 mm (F), 18 to 40 GHz, End Launch

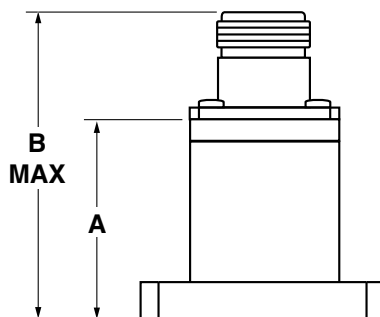
FREQUENCY RANGE (GHz)	MODEL	WAVEGUIDE SIZE	FLANGE TYPE	FLANGE EQUIVALENT	VSWR (max.)	CW POWER (W)	PEAK POWER (kW)	WEIGHT (max.)	
								lb.	kg.
18.0 - 26.5	4629E	WR42	Cover	UG-597/U	1.25	50	3	0.06	0.03
22.0 - 33.0	4630E	WR34	Cover	UG-1530/U	1.25	10	1	0.04	0.02
26.5 - 40.0	4631E	WR28	Cover	UG-599/U	1.25	10	1	0.04	0.02

NOTE:

For a complete listing of all band letters and codes in use, refer to Band Designation Table on Page 183.

Waveguide Adapters

Outline Drawing

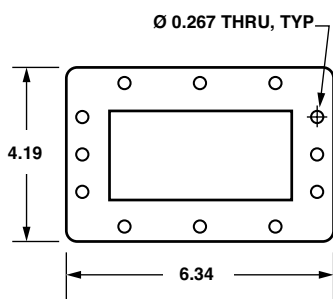
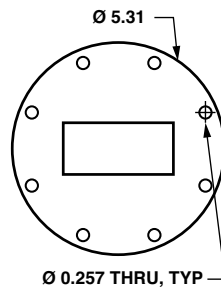
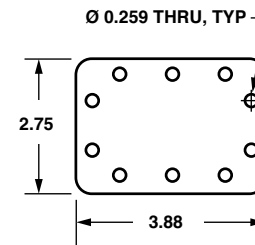
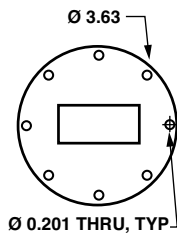
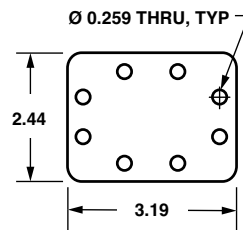
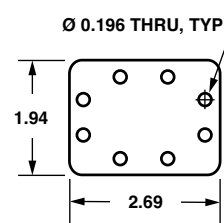
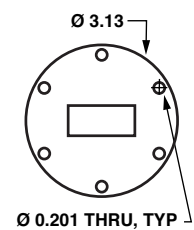
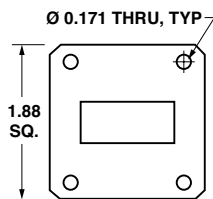
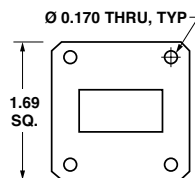
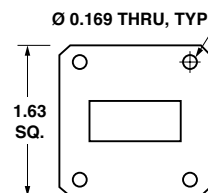
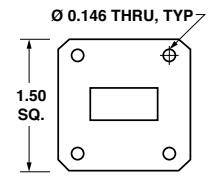
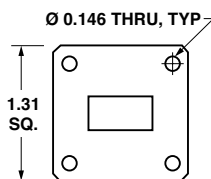
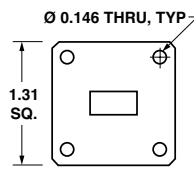
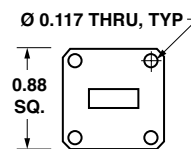
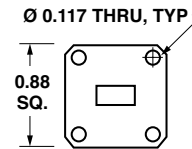
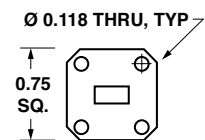


MODEL	DIMENSIONS (inches)	
	A	B
4618E	2.75	3.13
4619E	2.25	2.63
4620E	2.07	2.45
4621E	2.00	2.38
4622E	1.83	2.21
4623E	1.56	1.94
4624E	1.50	1.88
4625E	1.46	1.84
4626E	1.38	1.75
4627E	1.25	1.63
4628E	1.09	1.47
4629E	0.88	1.25
4630E	0.88	1.25
4631E	0.86	1.23

Dimensions in inches, unless otherwise specified.



Waveguide Flange Data

WR430
(UG-1711/U)WR284
(UG-584/U)WR229
(UG-1727/U)WR187
(UG-407/U)WR159
(UG-1731/U)WR137
(UG-1733/U)WR137
(UG-441/U)WR112
(UG-138/U)WR102
(MIL-F-3922/70-014)WR90
(UG-135/U)WR75
(MIL-F-3922/70-017)WR62
(UG-1665/U)WR51
(MIL-F-3922/70-024)WR42
(UG-597/U)WR34
(UG-1530/U)WR28
(UG-599/U)

For a complete listing of all band letters and codes in use, refer to Band Designation Table on page 183.

Dimensions in inches, unless otherwise specified.