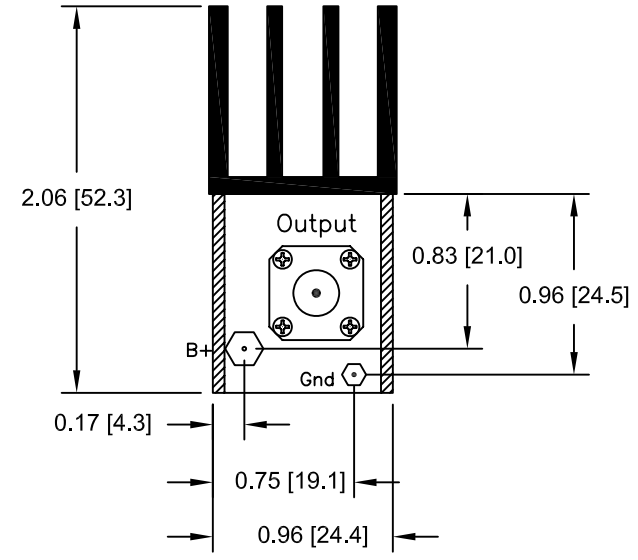
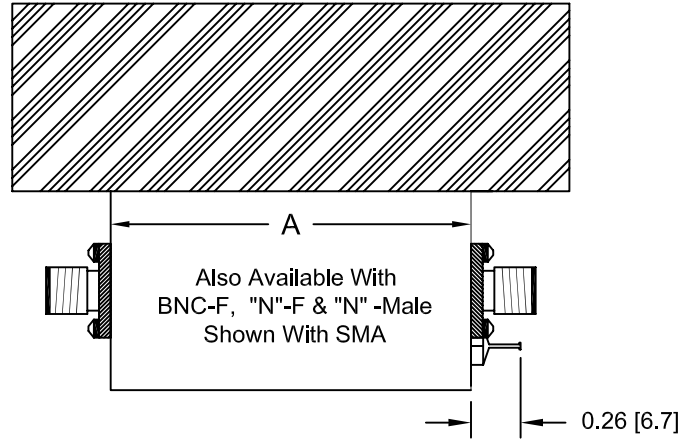
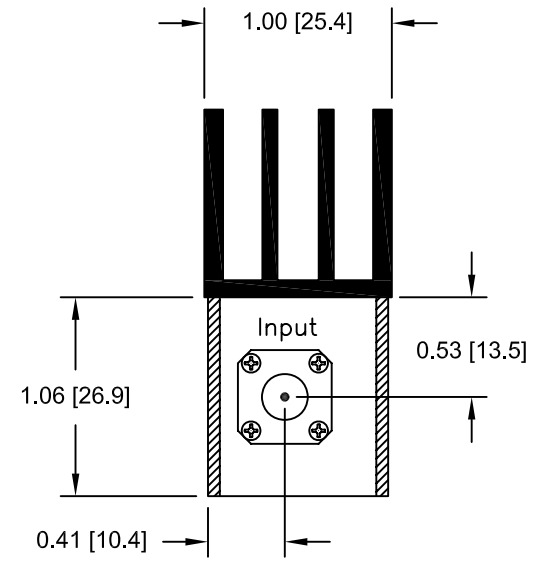
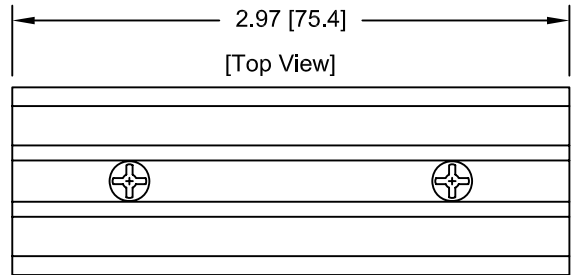
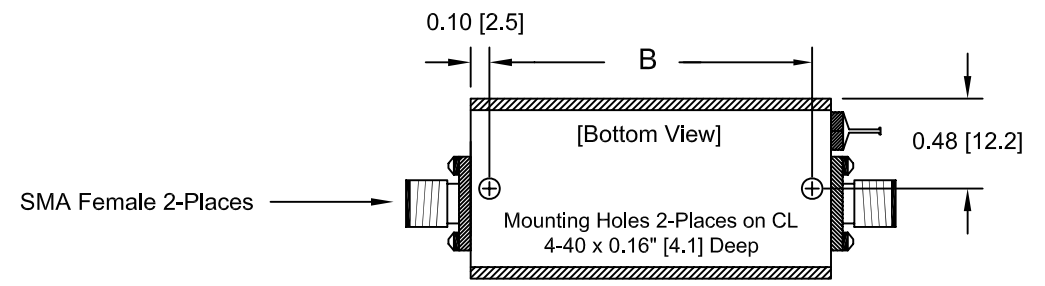


REVISIONS				
ZONE	LTR	DESCRIPTION	DATE	APPROVED
	A	INITIAL RELEASE DWO# 91011126	6/18/2007	L. Kammer



Dimensions Are Inches [mm]

Outline	Dim "A"	Dim "B"	Weight Oz [gm]
15-1	1.11 [28.2]	0.91 [23.1]	3.4 [96.4]
15-2	1.92 [48.8]	1.72 [43.7]	4.1 [116.2]
15-3	2.74 [69.6]	2.54 [64.5]	4.8 [136.1]
15-4	3.55 [90.2]	3.35 [85.1]	5.6 [158.8]
15-5	4.48 [113.8]	4.28 [108.7]	6.4 [181.4]



(OUTLINE #15)

		UNLESS OTHERWISE SPECIFIED DIMENSIONS ARE IN INCHES TOLERANCES ON			
		DECIMALS	ANGLES	DRN BY	NAME
		.XX±.01	±0°30'	L. Kammer	6/18/2007
		.XXX±.005		CHKD BY	DATE
				L. Kammer	6/18/2007
		MATERIAL		APPROVED BY	
				PROJ ENGR	B. Pope
				ENG SECT	6/19/2007
		FINISH		Q.A.	
NEXT ASSY	USED ON				
APPLICATION		HEAT TREAT			



# OUTLINE DRAWING AMPLIFIER

SIZE	CODE IDENT. NO.	REV.
B	33592	A
SCALE	REF	SHEET 1 OF 1
	206600	