

ACTIVE FREQUENCY DOUBLERS (CONT.)

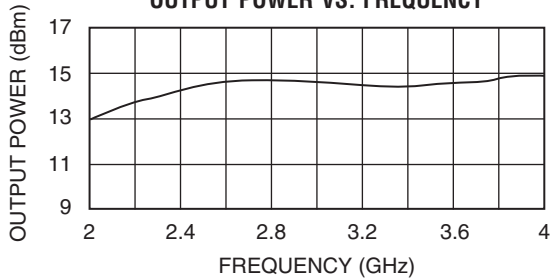
MODEL: MAX2M020040

ELECTRICAL SPECIFICATIONS

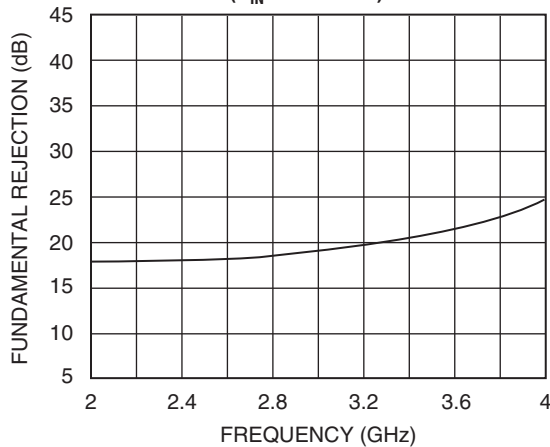
Input frequency range	1 – 2 GHz minimum
Output frequency range	2 – 4 GHz minimum
Input power range	8 – 12 dBm nominal
Conversion loss	0 dB typical
Optional input/output power	
MAX2J020040	3–8 dBm
MAX2H020040	12–16 dBm
MAX2V020040	16–20 dBm
Harmonic rejection	
Fundamental	20 dB typical
Odd harmonic	20 dB typical
DC voltage/current	+5 volts @ 95 mA typical



OUTPUT POWER VS. FREQUENCY

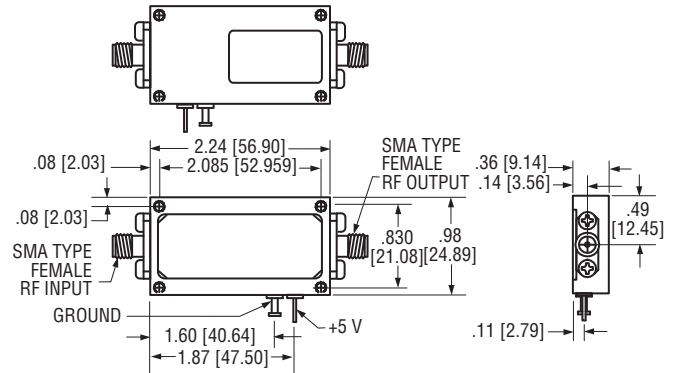


FUNDAMENTAL REJECTION VS. FREQUENCY
($P_{IN} = +10$ dBm)



OUTLINE DRAWING

MAX2A2



NOTE:

1. All dimensions shown in brackets [] are in millimeters.