

0.25-16 GHz

## SMA Miniature Stripline 90° Coaxial Mini-Hybrids

- Frequency Range  
0.25 to 16 GHz
- Smallest Units Available
- Isolation to 30 dB
- Rigid Construction  
Resists Shock and Vibration
- Operational to 105°C without  
Degradation (125°C storage)

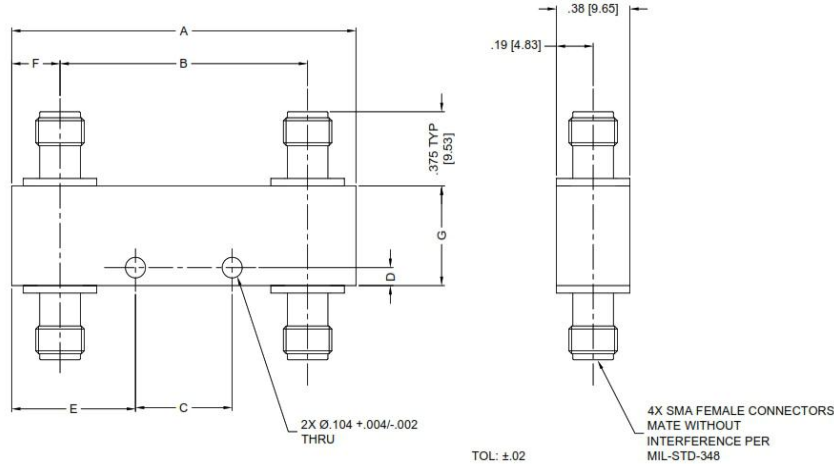
### Specifications

90°, SMA (F), 0.25 to 16 GHz

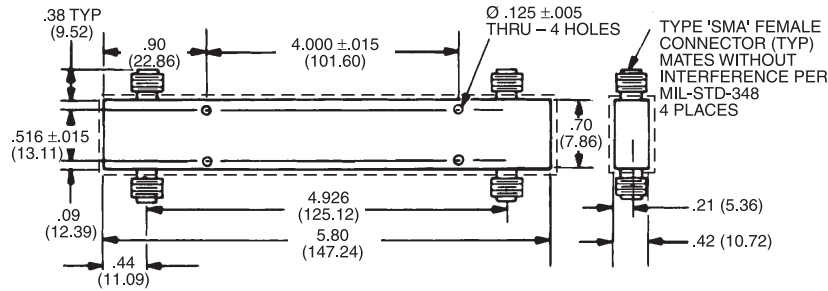
FREQUENCY RANGE (GHz)	MODEL	NOMINAL COUPLING (dB)	VSWR (max.)	INSERTION LOSS (dB max.)	ISOLATION (dB max.)	AMPLITUDE BALANCE (dB)	PHASE BALANCE	POWER		WEIGHT	
								AVERAGE (W)	PEAK (kW)	oz.	gr.
0.25-0.5	4030C	3	1.25	0.2	25	±0.6	±5°	50	5	3.00	85
0.50-1.0	4031C	3	1.25	0.2	20	±0.6	±5°	50	5	1.40	40
1.00-2.0	4032C	3	1.10	0.2	30	±0.6	±5°	50	5	0.85	24
2.00-4.0	4033C	3	1.20	0.2	22	±0.6	±5°	50	5	0.53	16
4.00-8.0	4034C	3	1.25	0.3	20	±0.6	±10°	50	5	0.60	17
7.50-16	4065	3	1.35	0.6	15	±0.6	±10°	30	5	0.70	20

# Hybrids

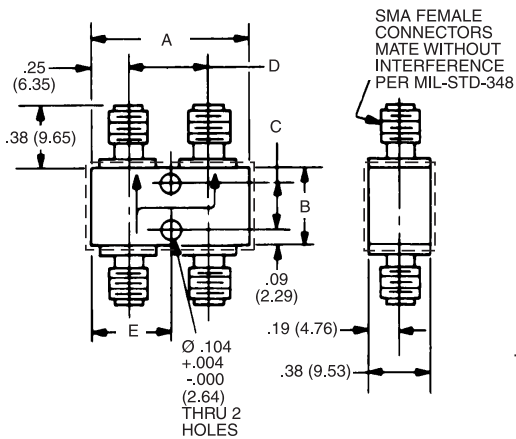
## Outline Drawings



MODEL	MAXIMUM DIMENSIONS							H THRU 2 HOLES
	A	B	C	D	E	F	G	
4031C	3.06 (77.75)	.51 (12.87)	2.56 (65.07)	.25 (6.35)	.10 (2.46)	.84 (21.40)	1.375 ± .010 (34.93)	.0125 + .004/- .002
4032C	1.78 (45.21)	1.28 (32.51)	.500 ± .015 (12.7)	.09 (2.29)	.09 (2.29)	.64 (16.25)	.500 ± .015 (12.70)	.0104 + .004/- .002

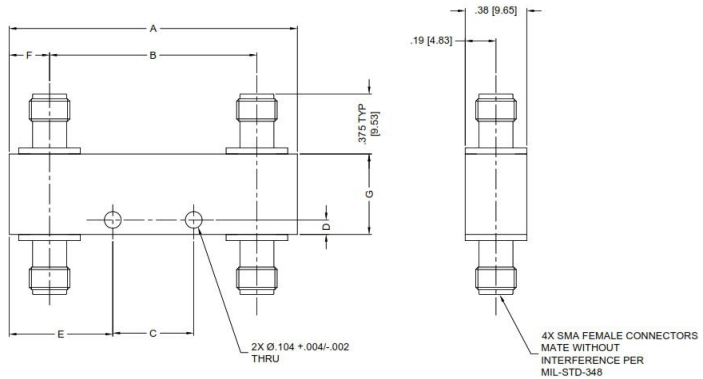


MODEL 4030C

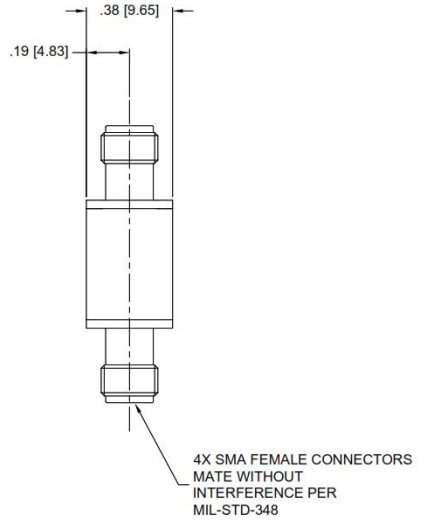
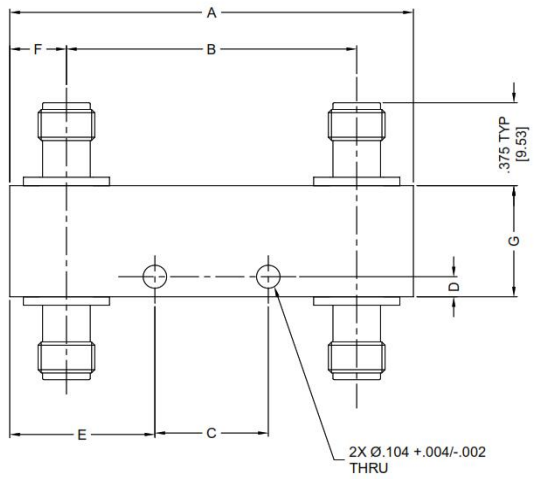


MODEL	A	B	C	D	E
4033C	1.16 (29.46)	.51 (12.88)	.312 (7.92)	.66 (16.76)	.58 (14.75)
4034C	1.00 (25.40)	.50 (12.70)	.31 (7.87)	.50 (12.70)	.50 (12.70)
4065	1.00 (25.40)	.58 (14.68)	.390 ± .010 (9.91)	.50 (12.70)	.50 (12.70)

Allow .020 for sealant build-up per surface.  
 Dimensions in inches (mm in parentheses), unless otherwise specified.



TOL:  $\pm 0.02$



TOL: ±.02